



## COVID-19 RESPONSE

# HEALTH & SAFETY ACCESS GOVERNANCE & INTELLIGENCE

WORKFORCE PROTECTION FROM COVID-19 EXPOSURE USING  
HR, IT AND WORKSPACE SECURITY DATA ANALYTICS

As attention turns to restarting the global economy, AlertEnterprise is helping organizations put technology to work to defend their workforces from the COVID-19 contagion. The AlertEnterprise Workforce Health & Safety content packs help you return to work with confidence, automating and proactively enforcing policies and plans for re-entry, workspace physical distancing and infection response.

# ALERTENTERPRISE SUPPORT FOR YOUR COVID-19 RESPONSE

## PART OF THE ALERTENTERPRISE SECURITY CONVERGENCE PLATFORM

### PREVENTION

#### WORKFORCE IDENTITY ACCESS GOVERNANCE

Enterprise Guardian  
Visitor Identity Management  
Airport Guardian

**NEW CONTENT PACK**

- Workspace Access Governance
- Health & Safety

### DETECTION

#### WORKFORCE AND WORKSPACE INTELLIGENCE

Workforce Intelligence  
Insider Threat Risk Score  
Workspace Intelligence  
Space Optimization

**NEW CONTENT PACK**

- Workspace Intelligence
- Health & Safety

### MITIGATION

#### UNIFIED THREAT RESPONSE

Enterprise Sentry  
Threat Response

### Security Convergence Platform Microservices

### HSc Platform Microservices

#### IT Resources

#### Physical Security

#### OT Systems



# PREVENTION

## WORKFORCE IDENTITY ACCESS GOVERNANCE

### HEALTH & SAFETY ACCESS GOVERNANCE

- Manage workspace access of high-risk individual(s)
- Enforce Health & Safety policies around workforce access
- Self-service capabilities for employees, non-employees, visitors
  - Policy driven self-assessment access requests
  - Entry / Re-entry of workforce, visitors, tenants

### MODIFYING VISITOR EXPERIENCE

With an outbreak, modification to the visitor experience is required. It is the first point of contact and along with lobby and security staff is part of the front lines for safety.

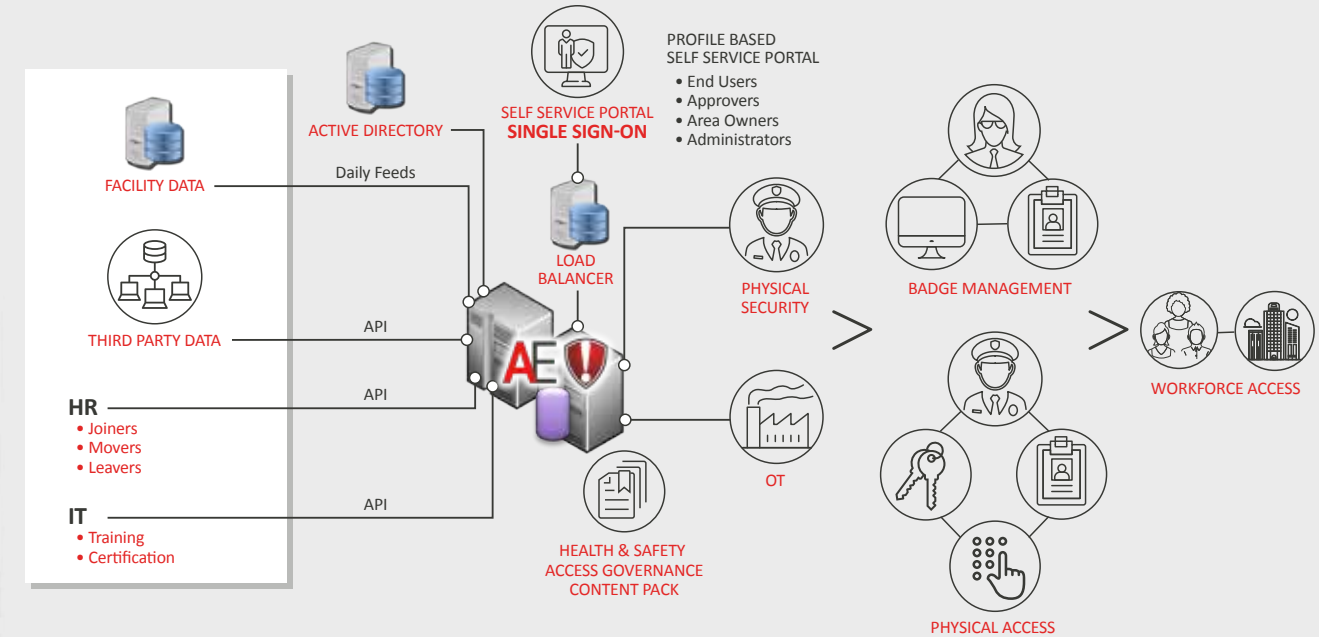
Enterprises can configure their Visitor Identity Management (VIM) system to provide clear communication of current policies during the outbreak, reinforcing WHO best practices.



## FRictionless, safe and secure workspace access experience links to total workforce enablement and productivity...



## HEALTH & SAFETY ACCESS GOVERNANCE





## WORKFORCE PROTECTION FROM COVID-19 EXPOSURE

### DEFEND YOUR WORKFORCE

The Workspace Intelligence Health & Safety tracker supports your return-to-work strategies by delivering the data and actionable insights you need to deploy and maintain:

- 1) Plans for social distancing in the workplace
- 2) Proactive policy enforcement of company infection plans should an employee develop COVID-19 symptoms or test positive
- 3) Full audit trail and reporting

**Health & Safety Tracker**

Person of Interest

Search

Search by First Name or Last Name or User ID

First Name: John, Last Name: Taylor, Start Date: 01/11/2020, End Date: 01/22/2020

People came in contact (Most Relevant)

Building	Area	Door	1 (0-1 Min.)	2 (1-2 Min.)	3 (2-5 Min.)
Building 1	Floor 1	Reader 10C13	Peter James(37381)	Tom Miller(37392)	Tom Edson(37393)
Building 1	Floor 5	Reader 10C15	Peter James(37381)	SB Taylor(37394)	Kelly Moran(37395)
Building 2	Cafe/Bar	Reader 10C17	Mark Taylor(37340)	Philip Morrison(37333)	Kate Taylor(37367)
Building 2	Gym	Reader 10C18	SB Taylor(37394)	Tom Edson(37393)	Roger Connor(37311)
Building 2	Locker Room	Reader 10C19	SB Taylor(37394)	Tom Edson(37393)	Roger Connor(37311)
Building 2	Swimming Pool	Reader 10C20		Kelly Taylor(37396)	

Overall Close Proximity Score For People

Highest Risk	High Risk	Medium Risk	Low Risk
Peter James(37381)	SB Taylor(37394)	Kate Taylor(37367)	Roger Connor(37311)
Tom Miller(37392)	Tom Miller(37392)	SB Taylor(37394)	Mark Taylor(37340)
		Kelly Moran(37395)	Kate Taylor(37367)
		James(37112)	Christen Paul(348)

Overall Close Proximity Score For Space

Highest Risk	High Risk	Medium Risk	Low Risk
Floor 1	Floor 5	Swimming Pool	Locker Room
Gym	Floor 2	Floor 7	

## DATA-DRIVEN COVID-19 RESPONSE

### COVID-19 SOCIAL DISTANCING AND CRITICAL EXPOSURE LEVEL REPORTS

- Manage COVID-19 positive and symptomatic employees
- Identify exposed employees by criticality
- Identify exposed areas for lockdown or sanitization
- Social distancing violation dashboard
- Location heat map with COVID-19 positive and exposed employees
- Reports of exposed people with underlying health conditions, age factor, or other HR defined attributes

**Health & Safety Tracker**

Health & Safety Tracker

Social Distancing Dashboard (Interval 5 seconds)

Search by Door Name

Building	Area	Door Name	Average Temp
Northport Loop E (Bldg CA-1)	Gym	CA1 Gym Reader	1
Northport Cr (Bldg CA-5)	Lobby	CA5 Lobby Front Reader	1
Barbours Drive (Bldg CA-4)	DataCenter2	CA4 DataCenter2 Reader1	1
Cushing Parkway (Bldg CA-3)	WorkArea	CA3 Workarea Reader3	2
Northport Loop E (Bldg CA-1)	WorkArea	CA1 Data Mining Room	2
Cushing Parkway (Bldg CA-3)	WorkArea	CA3 Youmme Meeting Room	2
Barbours Drive (Bldg CA-4)	DataCenter1	CA4 DataCenter1 Reader1	2
Northport Loop W (Bldg CA-2)	WorkArea	CA2 ThinkTank Scheduling Room	2
Barbours Drive (Bldg CA-4)	Lobby	CA4 Lobby Front Reader	2
Cushing Parkway (Bldg CA-3)	WorkArea	CA3 Workarea Reader1	2

**Health & Safety Tracker**

Health & Safety Tracker

Exposure Dashboard

Search by User ID

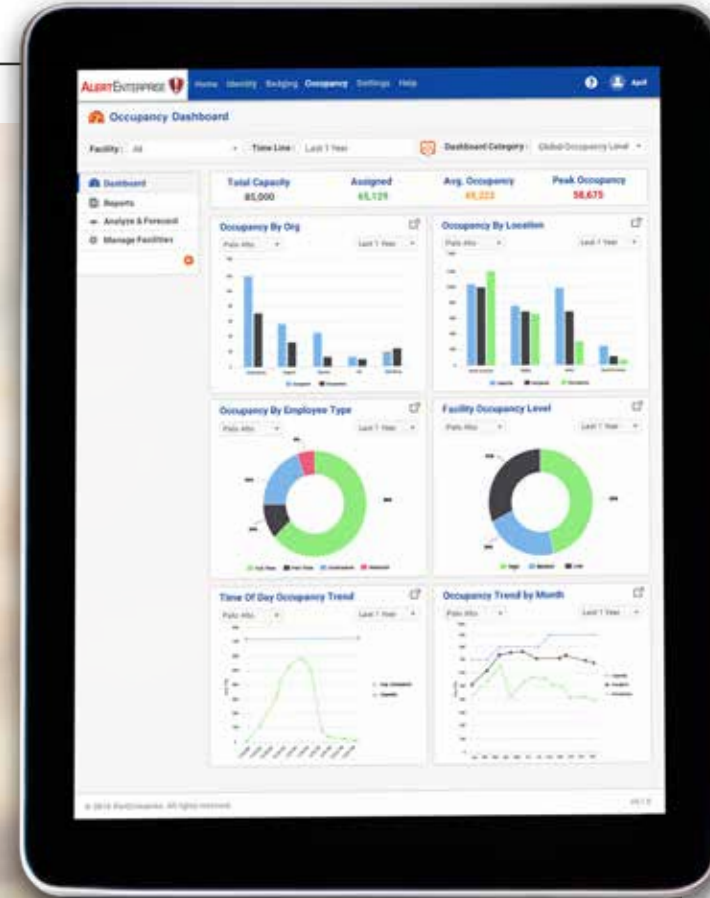
Profile: Bender Gaetano

First Name: Bender, Last Name: Gaetano, Address: 9200 Start Road Dr, User ID: Bender.Gaetano, Email ID: Bender.Gaetano@aes.com, Date Of Birth: 10/04/1978 00:00:00

People came in contact (Most Relevant)

Building	Area	Door	Highest Exposure (>35 Min)	High Exposure (1-35 Min)	Medium Exposure (1-15 Min)	Low Exposure (1-15 Min)
Northport Loop E (Bldg CA-1)	WorkArea	CA1 Workarea Reader2	Alexandre Bender(Alexandre Bender)			
Northport Loop E (Bldg CA-1)	Gym	CA1 Gym Reader	Garvion Gajjari(Garvion Gajjari), Colton Lammont(Colton Lammont)			
Northport Loop E (Bldg CA-1)	Cafe/Bar	CA1 Cafe Reader		Zandra (Zandra Zandra)		
Northport Loop E (Bldg CA-1)	WorkArea	CA1 Workarea Reader1	Kaiser Quiring(Kaiser Quiring)	Nikhitha Damani(Nikhitha Damani)		

## WORKSPACE INTELLIGENCE - SPACE OPTIMIZATION DATA FOR PHYSICAL DISTANCING



### INTERACTIVE DASHBOARDS AND KEY METRICS

- Pre-built and configurable rules and key metrics based on badge / ID analytics across locations, facilities, regions and business units
- User-friendly reports with drill-down graphical and tabular views filtered by user-defined timeframe

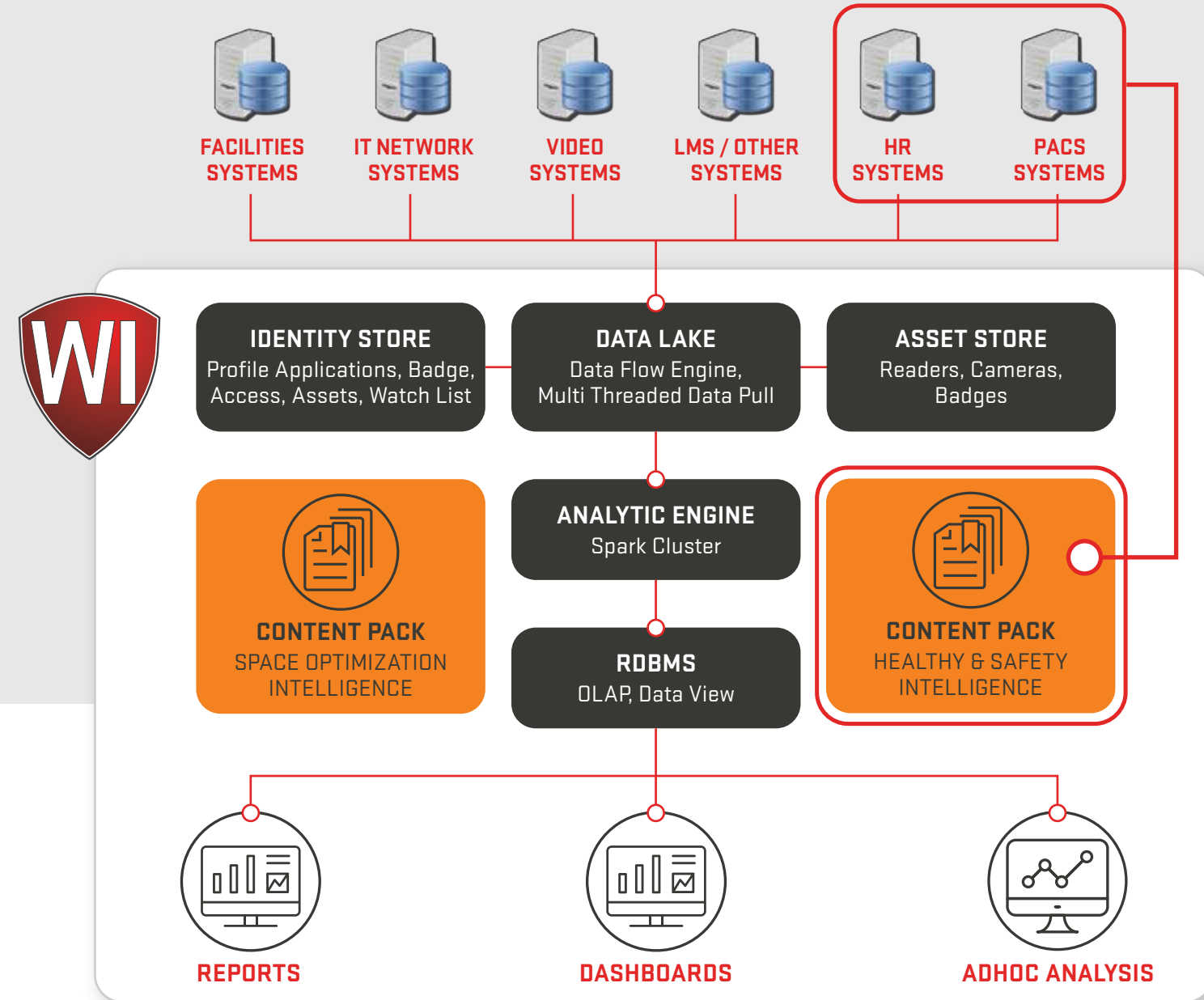
### PREDICTIVE ANALYTICS ENGINES AND MACHINE LEARNING

- Initial Learning (baseline and patterns using historical data)
- Continuous Learning (real-time dashboards and alerts through systems integration)
- Big Data Analytics (AlertEnterprise or user provided high volume data / transactions)

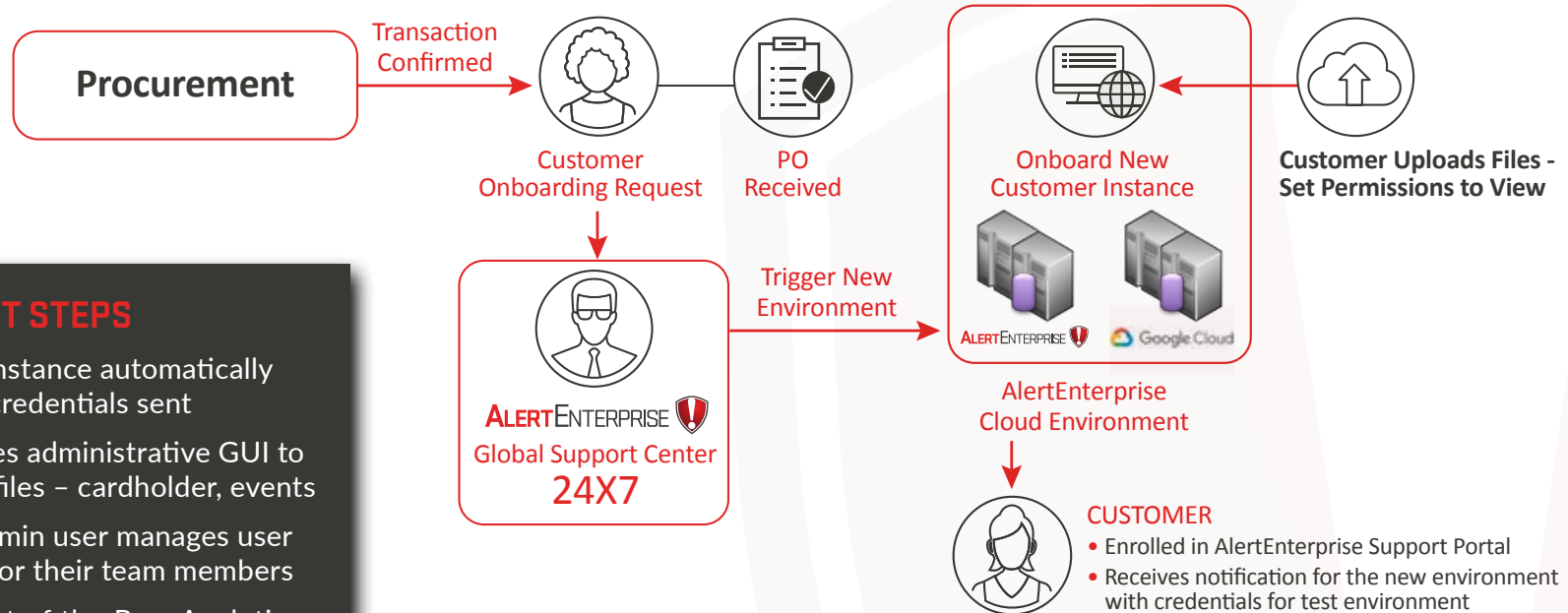
### DATA-DRIVEN AGGREGATION, CORRELATION

- Physical Security / Badge ID allocation, usage analytics from multiple PAC systems
- IT / HR / Financial systems to plan and forecast space and costing
- OT / Facility Management systems for facility information, energy utilization and forecasting

## WORKSPACE INTELLIGENCE - HEALTH & SAFETY TRACKER WITH PRE-CONFIGURED COVID-19 USE CASES



## CUSTOMER ONBOARDING, DEPLOYMENT AND SUPPORT MODEL



### DEPLOYMENT STEPS

- Alert Cloud instance automatically created and credentials sent
- Customer uses administrative GUI to upload Data files – cardholder, events
- Customer Admin user manages user permissions for their team members
- Run/View Out-of-the-Box Analytics and Dashboard



INFO@ALERTENTERPRISE.COM

ALERTENTERPRISE.COM